

Testing telecommunication equipment using Pass/Fail mask testing with a Fluke ScopeMeter® 190C Series

Application Note

Nowadays digital communication systems such as Synchronous Digital Hierarchy (SDH) in Europe and the Synchronous Optical Network (SONET) in North America require standard test methods.

The electrical signals are tested against the standard ITU pulse masks. The Fluke 199C ScopeMeter offers a standard pass/fail function that can be used to perform these tests. The instrument is capable of storing up to 100 "fails" for further analysis.

The G.703 standard

G.703 is a standard originally introduced for voice and data transmission over digital networks. It is an ITU recommendation (formerly CCITT) that's associated with the PCM standard. Analog-voice to digital-data conversion according to PCM requires a bandwidth of 64 kb/s (± 100 ppm), resulting in the basic unit for G.703. Through multiplexing this results in a T1 of 1.544 Mb/s and E1 of 2.048 Mb/s.

The electrical characteristics of the network interfaces are described in recommendation G.703. The signal limits for a 2.048 Mb/s signal are shown in figure 1.

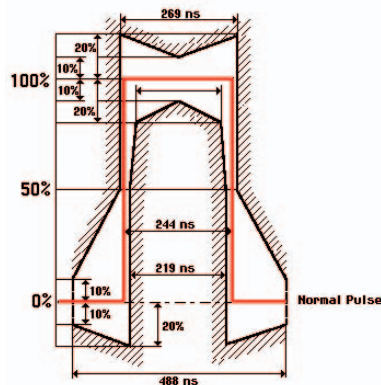


Figure 1: G.703 - E1 template.

Multiple-channel testing using two different masks

A balun is used between the patch panel and a coaxial transmission line to match the impedance of the 120 Ω symmetrical line to a 75 Ω coaxial line. The input and output of the balun each has its specific mask.

The ScopeMeter can simultaneously perform a pass/fail test at the input and output of the balun with different masks.

The floating and isolated inputs of the Fluke ScopeMeter make these measurements possible without the risk of making unwanted groundings. Moreover, the high impedance probes allow for direct measurements without loading the line and without the need for an external differential probe.

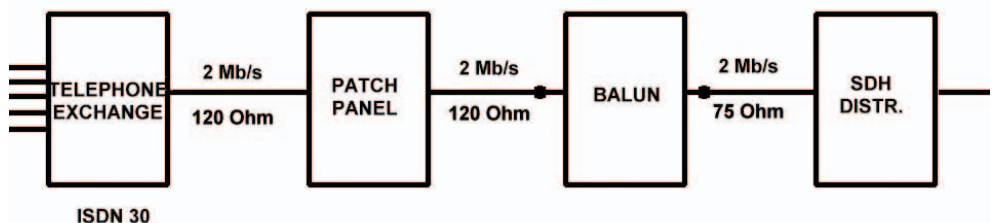


Figure 2: ISDN30 network.



Editing the pass/fail templates

With FlukeView we can export a waveform into a spreadsheet and a custom template can be created by editing a waveform using Excel.

A reference template for pass/fail testing can be created by saving waveforms from FlukeView in .csv format and editing the waveform using, for

example, Excel or Notepad—entering new values for each sample point.

The reference waveform requires a 300-point min-max waveform.

In figure 3, column B represents the minimum values of the mask (blue line in diagram) and column C represents the maximum values of the mask (red line in the diagram).

The areas to the left and right of the original template are of no interest for this pass/fail test which means minimum and maximum values are determined by the screen size.

Once the reference template is edited, it can be uploaded to the ScopeMeter using FlukeView (V4.1 or higher). A template can be used as reference for testing on Input A or as reference on Input B. The trigger point should be at 50% of the rising edge of the pulse.

For exact positioning, the top of the trigger symbol should be lined up with the 50% level of the template.

Simultaneously, a pass/fail test can be performed at both inputs using two different masks. On Inputs A, the input of a balun can be monitored using a template corresponding to a 120 Ω line impedance while input B monitors the output of the balun using a 75 Ω template

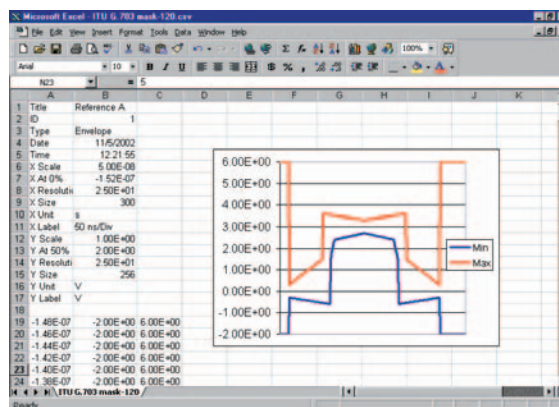


Figure 3: Example of an Excel edited ITU G.703 E1-coax mask.

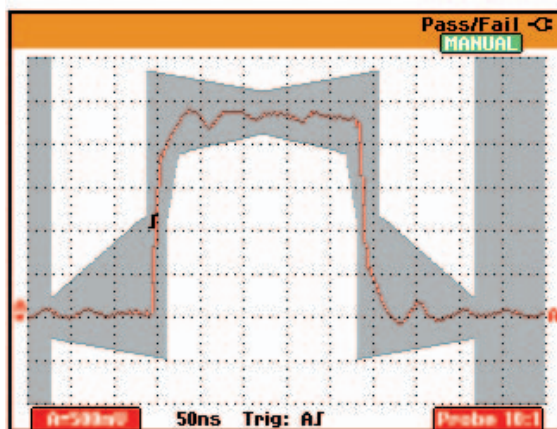


Figure 4: Pass/fail template at the ScopeMeter.

Conclusion

Pass/fail testing can be used for troubleshooting communication networks.

The flexibility of a portable high-performance instrument such as Fluke’s 199C ScopeMeter with a bandwidth of 200 MHz makes it a powerful tool for keeping telecommunication networks up and running.

Fluke. Keeping your world up and running.

Fluke Corporation

PO Box 9090, Everett, WA USA 98206

Fluke Europe B.V.
PO Box 1186, 5602 BD
Eindhoven, The Netherlands

For more information call:
In the U.S.A. (800) 443-5853 or
Fax (425) 446-5116
In Europe/M-East/Africa (31 40) 2 675 200 or
Fax (31 40) 2 675 222
In Canada (800) 36-FLUKE or
Fax (905) 890-6866
From other countries +1 (425) 446-5500 or
Fax +1 (425) 446-5116
Web access: <http://www.fluke.com>

©2005 Fluke Corporation. All rights reserved.
Printed in U.S.A. 10/2005 2543295 A-EN-N Rev A